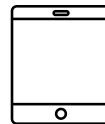
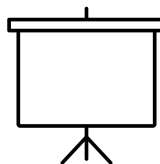



Get Started Digitally—ReadWorks Teachers

Create your FREE account today at ReadWorks.org



On Any
Device!

Save Paper and Switch from Print to Digital Today!

Teachers can:

- Create assignments online
- Skip grading multiple choice with automatic grading
- Provide written feedback
- Access progress reports and data

Students can:

- Read articles and complete assignments online
- Listen to assignments with audio
- Highlight and annotate
- See their results

Get Started in 3 Simple Steps:

Step 1: Create a Digital Class

- Create a digital class and add & invite students to it through:
 - Rostering
 - Google Sign in
 - Google Classroom

Step 2: Just Click Assign

- Browse our library of free content and curriculum to find the perfect article for your students
- Filter by— topic, grade, lexile, text type, key word, product, and curricular supports
- Customize your article assignment by adding supports like:
 - Audio
 - Comprehension Question Sets
 - Vocabulary Supports
 - StepReads

Step 3: View Assignment Results & Track Student Progress

- *After students submit the assignment digitally at www.readworks.org/student, view live results by clicking on the assignment in 'Assignments & Progress'
 - Multiple choice questions are automatically graded
 - Use our easy grading tool to grade written answer questions and provide written feedback
- Track Student Progress Overtime
 - Print/export progress reports for your grade book and to send home to parents

*To help your students get started digitally, go to <http://about.readworks.org/digital-student.html>